

# DATA MANAGEMENT CENTER NEWSLINE



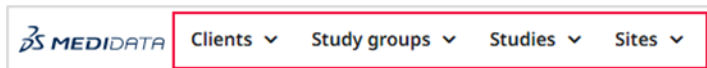
## INSIDE THIS ISSUE

- 1 Navigating Rave's New User Interface
- 2 Web LDMS Version 11.0
- 3 Web LDMS Version 11.0, cont'd
- 4 Employee Spotlight
- 5 Calendar

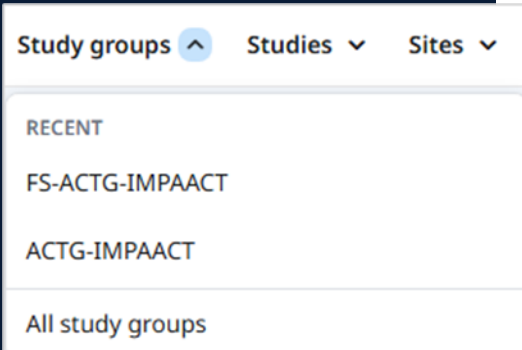
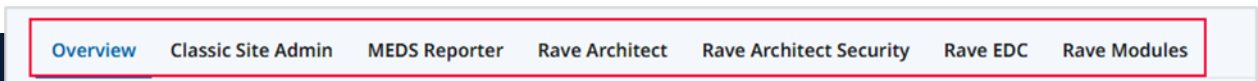
## Navigating Rave's New User Interface

Medidata Rave's global navigation menu allows you to quickly navigate to **Clients** (e.g., Frontier Science), **Study groups** (ACTG-IMPAACT for Classic Rave; FS-ACTG-IMPAACT for Rave EDC), **Studies**, or **Sites**. Studies can be quickly accessed via the Medidata home page via the following:

- Click **Studies > All Studies** in the global navigation menu.



- Click one of the options in the secondary navigation menu.



The information that appears on your home page is unique to your study assignments and role permissions.

To easily navigate between Classic Rave and Rave EDC, select the desired Study group.



## WEB LDMS VERSION 11.0

### Page 2

Frontier Science is pleased to announce the release of Web LDMS version 11.0. This version will be deployed to all laboratories in late February 2025. As outlined below, this release includes many new features that enhance user experience and provide additional project support. Additional information regarding this release, including detailed release notes, will be forwarded to all of our end users in the coming weeks.

A Web LDMS 11.0 New Feature webinar training is scheduled for Friday, February 7, 2025 and all end users are welcome to attend. Details regarding the webinar will be circulated soon.

#### User experience and overall improvement

- An Unavailable Date field has been added:
  - ◇ At the primary and aliquot level
  - ◇ To Custom Report Builder (under the Specimen category)
  - ◇ To Specimen Filters
  - ◇ To Set Condition Code popups and Storage Delete popups
- The Intended Ship Category field will now populate an intended ship date based on selected criteria when selecting the Mark to Ship option
  - ◇ Users will now be notified if they have overdue shipments upon login if samples have been marked to ship, but have not been shipped out per the intended ship date
- Drop down customization lists are now in alpha/numeric order.
- Global Specimen IDs will now be listed on error messages when sample errors prevent saving.
- When deleting specimen records, a Reason for Delete text field will now be required.
  - ◇ Reason for Delete will display in the New Data column on the Transaction Log report.

#### Storage

- Global Specimen ID, ID1, and Specimen ID can now be optionally displayed in the storage tree main view and move popups.
- Freezers containing specimens can no longer be deleted.
  - ◇ A warning message has been added indicating the number of specimens contained, and that they will be removed from storage when the level/container is deleted.
- Storage Filters have been added to Storage Move popups.

## WEB LDMS VERSION 11.0, cont'd

Page 3

### Shipping

- Users can override the Import-As-Is box configuration when importing samples.
- Shipping Evaluation:
  - ◊ When a Problem Code is selected, users can choose ID2/study ID values from the available dropdown list
  - ◊ A free-text Comments field is available for each problem code selected
- Shipping Box Positions are now able to be Manually Updated in an Outgoing Shipping Box.
- QA/QC enhancements include:
  - ◊ Will refresh when saved
  - ◊ Will warn the user if there are unsaved changes when closing the QA/QC window
  - ◊ Option to print labels for specimens

### Reports

- Standard Reports:
  - ◊ A list of Global Specimen IDs can be uploaded for any Standard Report that has a filter criteria of global spec ID
  - ◊ User Event Report is an available report under the Admin report category
- New Fields added to Custom Report Builder
  - ◊ Level 1 Position: displays the position that level 1 is assigned within the storage unit
  - ◊ Level 2 Position: displays the position that level 2 is assigned within level 1
  - ◊ Container Position: displays the position that the container is assigned within either level 1 or 2
  - ◊ Original Volume
  - ◊ Original Volume Unit

### Barcodes and Labeling

- "FSQ" control characters are no longer included on 2D generated barcode labels

### Testing

- The "Other Specimen ID" of a specimen can be edited from "Pending Test Results"
- "Set Condition Code" feature is available in Test Results

If you have any questions about using LDMS or scheduling a training session, please contact LDMS User Support or the LDMS Training Team. Support is available 24/7.

**LDMS User Support**  
E-mail: [ldmshelp@frontierscience.org](mailto:ldmshelp@frontierscience.org)

**LDMS Training Team**  
E-mail: [ldms.training@frontierscience.org](mailto:ldms.training@frontierscience.org)

Phone: (716) 834-0900 ext. 7311 | Web: <https://www.ldms.org/contact/>

## Employee Spotlight: Claire Hall - LDMS Lead Trainer

### Page 4

#### Where are you from?

I was born and raised in Buffalo, New York.

#### What is your education?

I graduated from Buffalo State University with both a Bachelors and a Masters in Education and worked as a special education teacher for a decade.

#### How long have you worked at Frontier Science?

As of March, I will have worked at Frontier for 2 years.

#### What does a typical day for you at Frontier Science look like?

My days vary depending on what needs to be completed. I may provide training or create training materials. I often utilize Storyline 360 to create eLearnings for internal training, but I also assist with New Hire training, DMC Introductory Workshops, and DMC Q&A tables at the annual network meetings. As the LDMS Lead Trainer, I will be a point of contact and provide LDMS training.

#### What is your favorite part about working at Frontier Science?

I love working for an organization that works tirelessly to improve lives and make a difference in the world of research.

#### What was your greatest work-related accomplishment of the past year?

I am both excited and proud to have been promoted to Lead LDMS Trainer!

#### What is the best part of your job?

One of the best parts of my job is working with my colleagues. I love to work closely with our data managers when creating training materials. I also love getting to chat with a new hire during training and hearing their excitement about their new job. I've enjoyed working with and have learned so much from my peers over these past 2 years.

#### What are your passions/interests outside of the workplace?

I love to keep my hands busy. Some of my favorite hobbies include embroidery and building Lego sets.

#### What would people be surprised to know about you?

I think people might be surprised by how many tattoos I have.

#### What was the last book you read?

I recently finished the book A Court of Thorns and Roses, after it was recommended to me many times.



# NEWSLINE

VOLUME 36, ISSUE 1  
JANUARY 2025

Page 5



## MARK YOUR CALENDARS

### Virtual DMC Introductory Workshops

- January 28-30
- April 29 - May 1
- August 26-29
- October 28-30

### Monthly LDMS Webinar Schedule

[www.ldms.org/training/schedule](http://www.ldms.org/training/schedule)

## CONTACT US

### Data Management Center

Frontier Science Foundation  
4033 Maple Road  
Amherst, NY 14226, USA

Phone: +001 716-834-0900  
Fax: +001 716-834-8432  
+001 716-834-8675

## ACTG & IMPAACT

### Randomization Assistance

+001 716-834-0900 x7301  
[rando.support@fstrf.org](mailto:rando.support@fstrf.org)

### User Support

+001 716-834-0900 x7302  
[user.support@frontierscience.org](mailto:user.support@frontierscience.org)

### LDMS User Support

+001 716-834-0900 x7311  
[ldmshelp@frontierscience.org](mailto:ldmshelp@frontierscience.org)  
[www.ldms.org/contact](http://www.ldms.org/contact)

January 2025						
Sun	Mon	Tue	Wed	Thu	Fri	Sat
		1	2	3	4	
5	6	7	8	9	10	11
12	13	14	15	16	17	18
19	20	21	22	23	24	25
26	27	28	29	30	31	

February 2025						
Sun	Mon	Tue	Wed	Thu	Fri	Sat
						1
2	3	4	5	6	7	8
9	10	11	12	13	14	15
16	17	18	19	20	21	22
23	24	25	26	27	28	

March 2025						
Sun	Mon	Tue	Wed	Thu	Fri	Sat
						1
2	3	4	5	6	7	8
9	10	11	12	13	14	15
16	17	18	19	20	21	22
23	24	25	26	27	28	29
30	31					

April 2025						
Sun	Mon	Tue	Wed	Thu	Fri	Sat
		1	2	3	4	5
6	7	8	9	10	11	12
13	14	15	16	17	18	19
20	21	22	23	24	25	26
27	28	29	30			

May 2025						
Sun	Mon	Tue	Wed	Thu	Fri	Sat
				1	2	3
4	5	6	7	8	9	10
11	12	13	14	15	16	17
18	19	20	21	22	23	24
25	26	27	28	29	30	31

June 2025						
Sun	Mon	Tue	Wed	Thu	Fri	Sat
1	2	3	4	5	6	7
8	9	10	11	12	13	14
15	16	17	18	19	20	21
22	23	24	25	26	27	28
29	30					

July 2025						
Sun	Mon	Tue	Wed	Thu	Fri	Sat
		1	2	3	4	5
6	7	8	9	10	11	12
13	14	15	16	17	18	19
20	21	22	23	24	25	26
27	28	29	30	31		

August 2025						
Sun	Mon	Tue	Wed	Thu	Fri	Sat
					1	2
3	4	5	6	7	8	9
10	11	12	13	14	15	16
17	18	19	20	21	22	23
24	25	26	27	28	29	30
31						

September 2025						
Sun	Mon	Tue	Wed	Thu	Fri	Sat
		1	2	3	4	5
6	7	8	9	10	11	12
13	14	15	16	17	18	19
20	21	22	23	24	25	26
27	28	29	30			

October 2025						
Sun	Mon	Tue	Wed	Thu	Fri	Sat
		1	2	3	4	
5	6	7	8	9	10	11
12	13	14	15	16	17	18
19	20	21	22	23	24	25
26	27	28	29	30	31	

November 2025						
Sun	Mon	Tue	Wed	Thu	Fri	Sat
						1
2	3	4	5	6	7	8
9	10	11	12	13	14	15
16	17	18	19	20	21	22
23	24	25	26	27	28	29

December 2025						
Sun	Mon	Tue	Wed	Thu	Fri	Sat
		1	2	3	4	5
6	7	8	9	10	11	12
13	14	15	16	17	18	19
20	21	22	23	24	25	26
27	28	29	30	31		